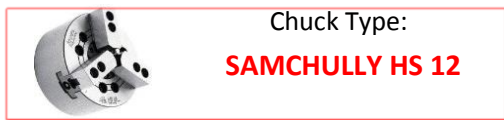


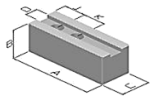


THAME WORKHOLDING
 Field End, Thame Road
 Long Crendon, Aylesbury
 Bucks HP18 9EJ, England
 Tel: 01844 208050
 Email: sales@thameworkholding.com

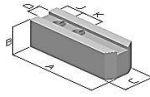


Chuck Type:
SAMCHULLY HS 12

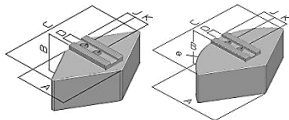
Fax: 01844 201699
 Web: www.thameworkholding.com



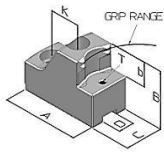
Type AS, AA



Type BS



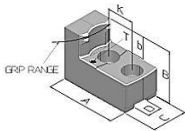
Type ES, EA Type DS, DA



Serrated Soft Top Jaws 1.5x60°				Slot: 21mm	T-Nut to suit GP13		
Jaw Type	A	B	C	Kg/Set	Material	Part No.	
AS	130	50	50	6.5	080M15	BR13	
AA	130	51	51	2.5	Aluminium	AA13	
AS	130	80	50	10.4	080M15	DJ13	
AS	130	100	50	13.0	080M15	BD13	
AA	130	76	51	4.0	Aluminium	AB13	
AA	130	102	51	5.2	Aluminium	AC13	
BS	145	50	50	7.3	080M15	PT13	

Full Wrap Top Jaws 1.5x60°						
DS	132	76	240	28.0	080M15	CN33
DA	132	76	240	10.0	Aluminium	HN33
DA	132	100	240	13.2	Aluminium	HN34
ES	147	76	304Ø	41.0	080M15	SG13
EA	136	76	304Ø	15.0	Aluminium	AG13

Adjustagrip Hard Jaws - External Clamping				T-Nut to suit GP14		
	B	C	b			
	59	50	25			
Gripping Ranges					590M17	
55-111mm						LE05
110-172mm						LE10
172-239mm						LE16
239-299mm						LE23



Adjustagrip Hard Jaws - Internal Clamping						
	B	C	b			
	59	50	25		590M17	
Gripping Ranges						
85-149mm						ME08
149-208mm						ME14
207-269mm						ME20
269-330mm						ME26

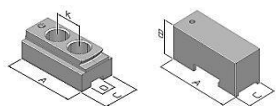
Adjustagrip Hard Bar Jaws						
	B	C	Grip Range			
	49	50	33-87mm		590M17	KK33

Hard Reversible Top Jaws						
	A	B	C	S1	S2	
B	98	60	50	22		590M17 GT13
A	103	70	50	17	17	GT14

T-Nuts						
	D	H	h	K	Bolt	
	21	28	11.5	30	M16	817M40 GP13

Height Pins for Adjustagrips				
	H	WAF	Thread	
	5	13	M8	IU05
	10	13	M8	IU10
	15	13	M8	IU15
	20	13	M8	IU20
	25	13	M8	IU25

Quick Change Jaws						
	A	B	C	K		
Master	85.5	34.5	50	30	590M17	QK13
Standard	110	50	50		080M15	QS12
Tall	110	80	50		080M15	QT12
Pointed	135	50	50		080M15	QL12



Master Top Jaws

Thame Workholding also design and manufacture jaws to suit your specific workpieces.