

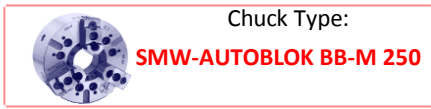


## THAME WORKHOLDING

Field End, Thame Road  
Long Crendon, Aylesbury  
Bucks HP18 9EJ, England

Tel: 01844 208050

Email: sales@thameworkholding.com

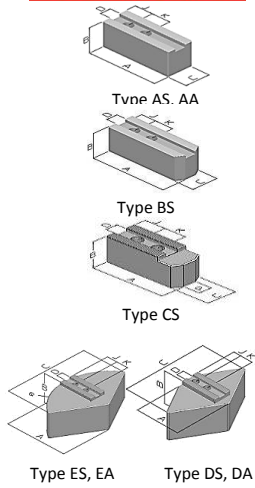


Chuck Type:

SMW-AUTOBLOK BB-M 250

Fax: 01844 201699

Web: www.thameworkholding.com



Serrated Soft Top Jaws 1.5x60°		Slot: 16mm			T-Nut to suit GF263	
Jaw Type	A	B	C	Kg/Set	Material	Part No.
AS	110	40	40	3.4	080M15	BO10
AA	110	51	38	1.7	Aluminium	AA10
BS	110	40	40	3.1	080M15	BA10
AS	110	60	40	4.5	080M15	BR10
AS	110	80	40	6.5	080M15	DJ10
AS	110	100	40	8.5	080M15	BD10
AA	110	76	38	2.5	Aluminium	AB10
AA	110	102	38	3.3	Aluminium	AC10
BS	125	40	40	4.5	080M15	PT10
AS	90	60	40	4.2	080M15	DK10
CS	110	60	40	5.2	080M15	DK11

Full Wrap Top Jaws 1.5x60°						
DS	102	64	170	20.0	080M15	CN25
DA	102	64	170	7.0	Aluminium	HN25
DA	102	100	170	10.9	Aluminium	HN26
ES	122	76	∅254	29.0	080M15	SG10
EA	122	76	∅254	13.0	Aluminium	AG10

Adjustagrip Hard Jaws - External Clamping				T-Nut to suit GF263	
	B	C	b		
	59	40	25	590M17	
Gripping Ranges					
	58-83mm				LC04
	78-103mm				LC06
	97-123mm				LC08
	117-143mm				LC10
	140-167mm				LC13
	160-187mm				LC15
	184-210mm				LC17

Adjustagrip Hard Jaws - Internal Clamping					
	B	C	b		
	59	40	25	590M17	
Gripping Ranges					
	75-101mm				MC06
	95-121mm				MC08
	115-141mm				MC10
	135-161mm				MC12
	155-183mm				MC14
	175-201mm				MC16
	196-222mm				MC18

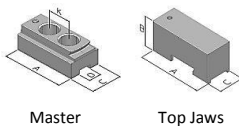
Adjustagrip Hard Bar Jaws					
	B	C	Grip Range		
	49	40	38-63mm	590M17	KK25

Hard Reversible Top Jaws						
	A	B	C	S1	S2	
A	99	60	40	15	15	590M17 GT10

T-Nuts						
	D	H	h	K	Bolt	
	21 to 16	26.5	10	30	M12	817M40 GF263

Height Pins for Adjustagrips				
	H	WAF	Thread	
	5	13	M8	IU05
	10	13	M8	IU10
	15	13	M8	IU15
	20	13	M8	IU20
	25	13	M8	IU25

Quick Change Jaws						
	A	B	C	K		
Master	79.5	34.5	40	30	590M17	QK10
Standard	100	40	40		080M15	QS10
Tall	100	60	40		080M15	QT10
Pointed	120	40	40		080M15	QL10



Thame Workholding also design and manufacture jaws to suit your specific workpieces.

© Thame Workholding 2013