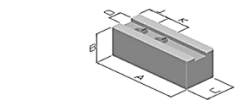


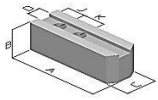


THAME WORKHOLDING
 Field End, Thame Road
 Long Crendon, Aylesbury
 Bucks HP18 9EJ, England
 Tel: 01844 208050
 Email: sales@thameworkholding.com

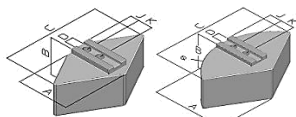
Chuck Type:
SMW-AUTOBLOK BB-M 175
 Fax: 01844 201699
 Web: www.thameworkholding.com



Type AS, AA

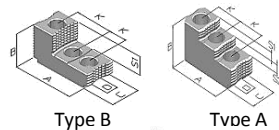
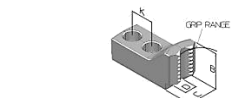
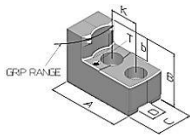
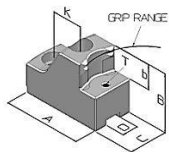


Type BS



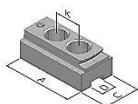
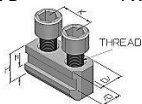
Type ES, EA

Type DS, DA

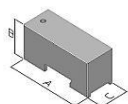


Type B

Type A



Master



Top Jaws

Serrated Soft Top Jaws 1.5x60° Slot: 12mm T-Nut to suit GF183

Jaw Type	A	B	C	Kg/Set	Material	Part No.
AS	72	35	30	1.3	080M15	BO06
AA	72	38	32	0.7	Aluminium	AA06
BS	72	30	30	1.0	080M15	BA06
AS	72	30	30	1.1	080M15	BQ06
AS	72	40	30	1.5	080M15	BB06
AS	72	50	30	1.8	080M15	BC06
AS	72	60	30	2.2	080M15	DJ06
AA	72	76	32	1.4	Aluminium	AB06
BS	82	30	30	1.3	080M15	PT06

Full Wrap Top Jaws 1.5x60°

DS	60	60	120	9.0	080M15	CN16
DA	64	64	120	3.2	Aluminium	HN16
DA	64	100	120	5.0	Aluminium	HN17
ES	76	76	Ø169	13.0	080M15	SG06
EA	76	76	Ø169	6.0	Aluminium	AG06

Adjustagrip Hard Jaws - External Clamping T-Nut to suit GF183

B	C	b	
49	40	20	590M17
Gripping Ranges			
33-64mm			LA03
52-83mm			LA04
66-98mm			LA06
80-112mm			LA07
97-129mm			LA09

Adjustagrip Hard Jaws - Internal Clamping

B	C	b	
49	40	20	590M17
Gripping Ranges			
54-85mm			MA05
65-97mm			MA06
84-116mm			MA07
104-139mm			MA09

Adjustagrip Hard Bar Jaws

B	C	Grip Range	
39	35	18-50mm	590M17 KK16

Hard Reversible Top Jaws

	A	B	C	S1	S2	
B	66	38	35	14		590M17 GT06
A	68	50	35	11	11	GT07

T-Nuts

D	H	h	K	Bolt	
14 to 12	18.5	6.5	20	M10	817M40 GF183

Height Pins for Adjustagrips

H	WAF	Thread	
5	10	M6	IT05
10	10	M6	IT10
15	10	M6	IT15
20	10	M6	IT20

Quick Change Jaws

	A	B	C	K	
Master	57	23	30	20	590M17 QK06
Standard	72	35	30		080M15 QS06
Tall	72	50	30		080M15 QT06
Pointed	80	35	30		080M15 QL06

Thame Workholding also design and manufacture jaws to suit your specific workpieces.

© Thame Workholding 2013