



## THAME WORKHOLDING

Field End, Thame Road  
Long Crendon, Aylesbury  
Bucks HP18 9EJ, England

Tel: 01844 208050

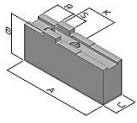
Email: sales@thameworkholding.com



Chuck Type:  
**SMW-AUTOBLOK KNCS-N 500-155**

Fax: 01844 201699

Web: www.thameworkholding.com



Type GS,GA

Slot/Tenon Soft Top Jaws				Slot: 18mm	Tenon: 30mm	Hole Centres: 60mm	
Jaw Type	A	B	C		Kg/Set	Material	Part No.
GS	180	80	50		11.2	080M15	CU40
GS	130	80	60		11.9	080M15	CU401
GS	180	80	60		16.5	080M15	CU402
GS	155	100	60		15.3	080M15	CU403
GS	155	125	60		18.7	080M15	CU404
GS	130	80	80		16.2	080M15	DP40
GS	155	160	50		25.2	080M15	CU406
GA	180	100	51		6.3	Aluminium	CW40
GS	155	80	80		19.3	080M15	CU407
GA	180	100	51		6.3	Aluminium	CW40
GS	155	80	80		19.3	080M15	CU407

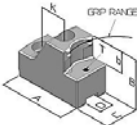
### Adjustagrip Hard Jaws - External Clamping

B	C	b
78	50	33

590M17

#### Gripping Ranges

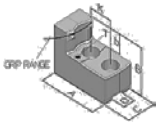
74-235mm	5.6	LY50
180-357mm	5.6	LY50
177-354mm	5.1	LY55
298-475mm	5.1	LY55



Type LY

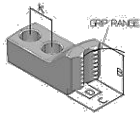
### Adjustagrip Hard Jaws - Internal Clamping

Available on request.



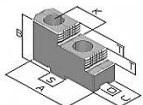
### Adjustagrip Hard Bar Jaws

Available on request.



### Hard Reversible Top Jaws

	A	B	C	T	Kg/Set		
GX	130	80	45	20	10.8	590M17	GX40



Type GX

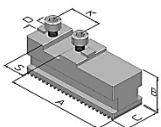
### Height Pins for Adjustagrips

H	WAF	Thread	
5	13	M8	IU05
10	13	M8	IU10
15	13	M8	IU15
20	13	M8	IU20
25	13	M8	IU25



### Base Jaws

	A	B	C	Kg/Set	
GBK	160	57	45	7.1	GBK 500



**Thame Workholding also design and manufacture jaws to suit your specific workpieces.**