

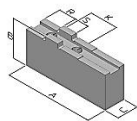


THAME WORKHOLDING

Field End, Thame Road
 Long Crendon, Aylesbury
 Bucks HP18 9EJ, England
 Tel: 01844 208050
 Email: sales@thameworkholding.com

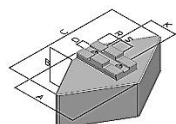


Fax: 01844 201699
 Web: www.thameworkholding.com



Type GS,GA

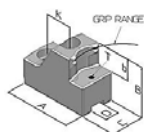
Slot/Tenon Soft Top Jaws				Slot: 12mm	Tenon: 20mm	Hole Centres: 40mm	
Jaw Type	A	B	C		Kg/Set	Material	Part No.
GS	125	55	30		3.6	080M15	CU25
GS	90	60	40		3.9	080M15	CU251
GS	125	60	40		5.8	080M15	CU252
GS	125	80	40		7.5	080M15	CU253
GS	125	100	40		9.6	080M15	CU254
GS	125	125	40		12.0	080M15	CU255
GS	90	60	60		6.2	080M15	DP25
GS	90	60	80		8.5	080M15	CU257
GA	125	60	40		2.0	Aluminium	CW25



Type HS,HT,CF

Slot/Tenon Diamond & Segment Jaws							
HS	102	64	170		20.0	080M15	CQ25
HA	102	64	170		8.4	Aluminium	HT25
IS	123	51	Ø254		17.0	080M15	CF25

Adjustagrip Hard Jaws - External Clamping



Type LY

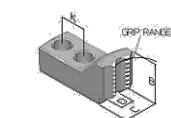
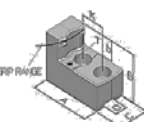
B	C	b		
59	40	25		590M17
Gripping Ranges				
33-105mm			2.4	LY30
86-168mm			2.4	LY30
61-143mm			2.3	LY32
123-206mm			2.3	LY32
112-195mm			2.0	LY35
176-259mm			2.0	LY35

Adjustagrip Hard Jaws - Internal Clamping

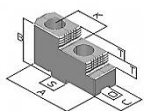
Available on request.

Adjustagrip Hard Bar Jaws

Available on request.



Hard Reversible Top Jaws



Type GX

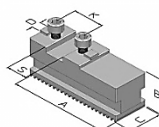
	A	B	C	T	Kg/Set		
GX	90	55	30	14	1.9	590M17	GX25

Height Pins for Adjustagrips



H	WAF	Thread	
5	10	M6	IT05
10	10	M6	IT10
15	10	M6	IT15
20	10	M6	IT20

Base Jaws



	A	B	C	Kg/Set	
GBK	104	37	26	2.7	GBK 250

Thame Workholding also design and manufacture jaws to suit your specific workpieces.