



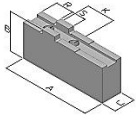
# THAME WORKHOLDING

Field End, Thame Road  
 Long Crendon, Aylesbury  
 Bucks HP18 9EJ, England  
 Tel: 01844 208050  
 Email: sales@thameworkholding.com



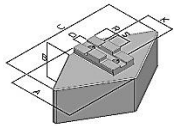
Chuck Type:  
**SMW-AUTOBLOK KNCS 315-77**

Fax: 01844 201699  
 Web: www.thameworkholding.com



Type GS,GA

Slot/Tenon Soft Top Jaws	Slot: 12mm			Tenon: 20mm	Hole Centres: 40mm		
Jaw Type	A	B	C	Kg/Set	Material	Part No.	
GS	125	55	30	3.6	080M15	CU25	
GS	90	60	40	3.9	080M15	CU251	
GS	125	60	40	5.8	080M15	CU252	
GS	125	80	40	7.5	080M15	CU253	
GS	125	100	40	9.6	080M15	CU254	
GS	125	125	40	12.0	080M15	CU255	
GS	90	60	60	6.2	080M15	DP25	
GS	90	60	80	8.5	080M15	CU257	
GA	125	60	40	2.0	Aluminium	CW25	



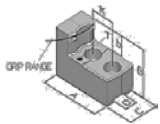
Type HS,HT,CF

Slot/Tenon Diamond & Segment Jaws	A	B	C	Kg/Set	Material	Part No.
HS	102	64	170	20.0	080M15	CQ25
HA	102	64	170	8.4	Aluminium	HT25
IS	123	51	Ø254	17.0	080M15	CF25

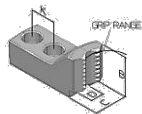


Type LY

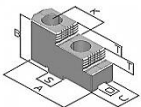
Adjustagrip Hard Jaws - External Clamping							
B	C	b					
59	40	25	590M17				
Gripping Ranges							
36-115mm				2.4	LY30		
119-202mm				2.4	LY30		
70-152mm				2.3	LY32		
156-239mm				2.3	LY32		
122-205mm				2.0	LY35		
209-293mm				2.0	LY35		



Available on request.



Available on request.

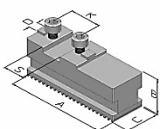


Type GX

Hard Reversible Top Jaws							
	A	B	C	T	Kg/Set		
GX	90	55	30	14	1.9	590M17	GX25



Height Pins for Adjustagrips			
H	WAF	Thread	
5	10	M6	IT05
10	10	M6	IT10
15	10	M6	IT15
20	10	M6	IT20



Base Jaws					
	A	B	C	Kg/Set	
GBK	115	43	32	2.7	GBK 315

**Thame Workholding also design and manufacture jaws to suit your specific workpieces.**