



THAME WORKHOLDING

Field End, Thame Road
Long Crendon, Aylesbury
Bucks HP18 9EJ, England

Tel: 01844 208050

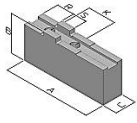
Email: sales@thameworkholding.com



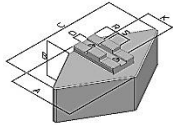
Chuck Type:
SMW-AUTOBLOK KNCS 170-40

Fax: 01844 201699

Web: www.thameworkholding.com



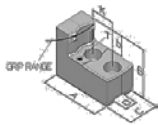
Type GS,GA



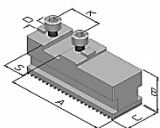
Type HS,HT,CF



Type LY



Type GX



Slot/Tenon Soft Top Jaws				Slot: 8mm	Tenon: 18mm	Hole Centres: 32mm	
Jaw Type	A	B	C		Kg/Set	Material	Part No.
GS	85	40	20		1.1	080M15	CU16
GS	85	55	30		2.6	080M15	CU161
GS	60	40	40		1.8	080M15	DP16
GS	70	60	40		3.3	080M15	CU163
GA	85	51	25		0.7	Aluminium	CW16

Slot/Tenon Diamond & Segment Jaws							
HS	60	60	120		9.0	080M15	CQ16
HA	62	64	120		3.8	Aluminium	HT16
IS	73	51	∅152		7.0	080M15	CF16

Adjustagrip Hard Jaws - External Clamping

B	C	b		
49	30	20		590M17
Gripping Ranges				
27-54mm			1.3	LY10
40-72mm			1.3	LY10
54-87mm			1.2	LY13
72-104mm			1.2	LY13
85-118mm			1.1	LY14
102-135mm			1.1	LY14
127-161mm			1.4	LY17
145-179mm			1.4	LY17

Adjustagrip Hard Jaws - Internal Clamping

Available on request.

Adjustagrip Hard Bar Jaws

Available on request.

Hard Reversible Top Jaws

	A	B	C	T	Kg/Set		
GX	63	36.5	20	7.5	0.6	590M17	GX16

Height Pins for Adjustagrips

	H	WAF	Thread	
	5	10	M6	IT05
	10	10	M6	IT10
	15	10	M6	IT15
	20	10	M6	IT20

Base Jaws

	A	B	C	Kg/Set	
GBK	65	27.5	20	0.7	GBK 160

Thame Workholding also design and manufacture jaws to suit your specific workpieces.