



# THAME WORKHOLDING

Field End, Thame Road  
Long Crendon, Aylesbury  
Bucks HP18 9EJ, England

Tel: 01844 208050

Email: sales@thameworkholding.com



Chuck Type:

**PRATT BURNERD HSQC 165**

Fax: 01844 201699

Web: www.thameworkholding.com

### Serrated Soft Top Jaws 1.5x60°

Slot: 12mm

Jaw Type	A	B	C	Kg/Set	Material	Part No.
AS	72	35	30	1.3	080M15	BO06
AA	72	38	32	0.7	Aluminium	AA06
BS	72	30	30	1.0	080M15	BA06
AS	72	30	30	1.1	080M15	BQ06
AS	72	40	30	1.5	080M15	BB06
AS	72	50	30	1.8	080M15	BC06
AS	72	60	30	2.2	080M15	DJ06
AA	72	76	32	1.4	Aluminium	AB06
BS	82	30	30	1.3	080M15	PT06

### Full Wrap Top Jaws 1.5x60°

DS	60	60	120	9.0	080M15	CN16
DA	64	64	120	3.2	Aluminium	HN16
DA	64	100	120	5.0	Aluminium	HN17
ES	76	76	169 $\phi$	13	080M15	SG06
EA	76	76	169 $\phi$	6.0	Aluminium	AG06

### Adjustagrip Hard Jaws - External Clamping

B	C	b	Material	Part No.	
49	35	20	590M17		
Gripping Ranges					
27-46mm					LA03
31-65mm					LA04
50-79mm					LA06
64-94mm					LA07
73-111mm					LA09

### Adjustagrip Hard Jaws - Internal Clamping

B	C	b	Material	Part No.	
49	35	20	590M17		
Gripping Ranges					
47-79mm					MA06
67-98mm					MA07
83-120mm					MA09

### Adjustagrip Hard Bar Jaws

B	C	Grip Range	Material	Part No.
39	35	14-32mm	590M17	KK16

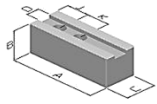
### Hard Reversible Top Jaws

	A	B	C	S1	S2	Material	Part No.
B	66	38	35	14		590M17	GT06
A	68	50	35	11	11	590M17	GT07

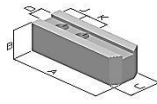
### Height Pins for Adjustagrips

H	WAF	Thread	Part No.
5	10	M6	IT05
10	10	M6	IT10
15	10	M6	IT15
20	10	M6	IT20

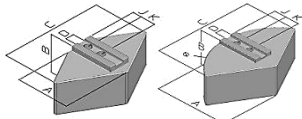
Master Base Jaws and T-Nuts available on request



Type AS, AA

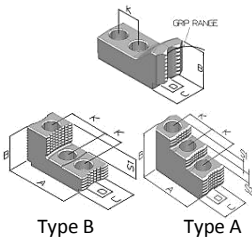
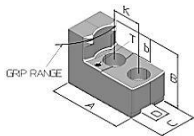
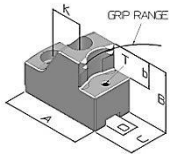


Type BS



Type DA, DS

Type ES, EA



Type B

Type A



**Thame Workholding also design and manufacture jaws to suit your specific workpieces.**

© Thame Workholding 2013