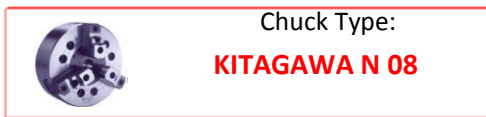




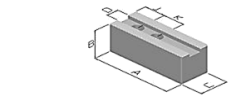
THAME WORKHOLDING

Field End, Thame Road
Long Crendon, Aylesbury
Bucks HP18 9EJ, England

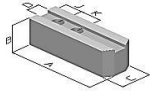
Tel: 01844 208050
Email: sales@thameworkholding.com



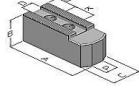
Fax: 01844 201699
Web: www.thameworkholding.com



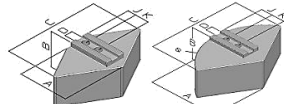
Type AS, AA



Type BS



Type CS



Type DA, DS

Type ES, EA

Serrated Soft Top Jaws 1.5x60° Slot: 14mm T-Nut to suit GP08

Jaw Type	A	B	C	Kg/Set	Material	Part No.
AS	90	35	35	2.2	080M15	BQ08
AS	95	40	35	2.7	080M15	BO08
AA	95	44	32	1.1	Aluminium	AA08
BS	95	35	35	2.4	080M15	BA08
AS	95	50	35	3.4	080M15	BB08
AS	95	60	35	4.0	080M15	BC08
AS	95	80	35	5.4	080M15	DJ08
AA	95	76	32	1.9	Aluminium	AB08
AA	95	102	32	2.5	Aluminium	AC08
CS	85	40	35	2.2	080M15	CK08
CS	95	40	35	2.9	080M15	CK09
BS	102	40	35	2.9	080M15	PT08

Full Wrap Top Jaws 1.5x60°

Jaw Type	A	B	C	Kg/Set	Material	Part No.
DS	89	64	150	14	080M15	CN20
DA	76	64	150	5.0	Aluminium	HN20
DA	76	100	150	7.8	Aluminium	HN21
ES	99	76	210Ø	20.0	080M15	SG08
EA	99	76	210Ø	9.8	Aluminium	AG08

Adjustagrip Hard Jaws - External Clamping T-Nut to suit GP08

	B	C	b		
	49	40	20		
Gripping Ranges				590M17	
42-69mm					LB03
69-97mm					LB06
97-126mm					LB09
125-152mm					LB12

Adjustagrip Hard Jaws - Internal Clamping

	B	C	b		
	49	40	20	590M17	
Gripping Ranges					
59-89mm					MB06
89-120mm					MB08
120-151mm					MB11
151-177mm					MB14

Adjustagrip Hard Bar Jaws

	B	C	Grip Range		
	49	40	16-44mm	590M17	KK20

Hard Reversible Top Jaws

	A	B	C	S1	S2		
A	86	50	35	11	11	590M17	GT08

T-Nuts

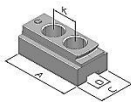
	D	H	h	K	Bolt		
	14	23	8	25	M12	817M40	GP08

Height Pins for Adjustagrips

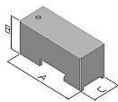
	H	WAF	Thread	
	5	10	M6	IT05
	10	10	M6	IT10
	15	10	M6	IT15
	20	10	M6	IT20

Quick Change Jaws

	A	B	C	K		
Master	67.5	27.5	31.8	25	590M17	QK08
Standard	90	40	35		080M15	QS08
Tall	90	60	35		080M15	QT08
Pointed	105	40	35		080M15	QL08



Master



Top Jaws

Thame Workholding also design and manufacture jaws to suit your specific workpieces.