



THAME WORKHOLDING

Field End, Thame Road
Long Crendon, Aylesbury
Bucks HP18 9EJ, England

Tel: 01844 208050

Email: sales@thameworkholding.com



Chuck Type:

KITAGAWA BB 208

Fax: 01844 201699

Web: www.thameworkholding.com

Serrated Soft Top Jaws 1.5x60°				Slot: 14mm	T-Nut to suit GP09	
Jaw Type	A	B	C	Kg/Set	Material	Part No.
AS	90	35	35	2.2	080M15	BQ08
AS	95	40	35	2.7	080M15	BO08
AA	95	44	32	1.1	Aluminium	AA08
BS	95	35	35	2.4	080M15	BA08
AS	95	50	35	3.4	080M15	BB08
AS	95	60	35	4.0	080M15	BC08
AS	95	80	35	5.4	080M15	DJ08
AA	95	76	32	1.9	Aluminium	AB08
AA	95	102	32	2.5	Aluminium	AC08
CS	85	40	35	2.2	080M15	CK08
CS	95	40	35	2.7	080M15	CK09
BS	102	40	35	2.9	080M15	PT08

Full Wrap Top Jaws 1.5x60°						
DS	89	64	150	14.0	080M15	CN20
DA	76	64	150	5.0	Aluminium	HN20
DA	76	100	150	7.8	Aluminium	HN21
ES	99	76	210Ø	20.0	080M15	SG08
EA	99	76	210Ø	9.8	Aluminium	AG08

Adjustagrip Hard Jaws - External Clamping				T-Nut to suit GP09	
	B	C	b		
	49	40	20		
Gripping Ranges				590M17	
46-73mm					LB03
73-101mm					LB06
101-130mm					LB09
130-157mm					LB12

Adjustagrip Hard Jaws - Internal Clamping					
	B	C	b		
	49	35	20	590M17	
Gripping Ranges					
63-92mm					MB06
92-125mm					MB08
125-154mm					MB11
154-183mm					MB14

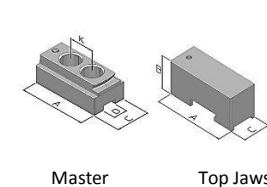
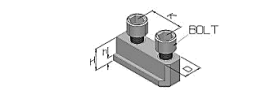
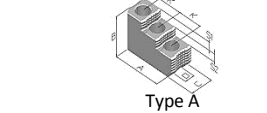
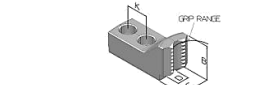
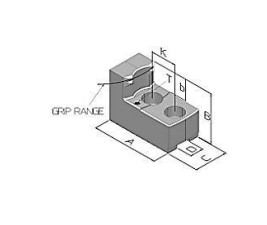
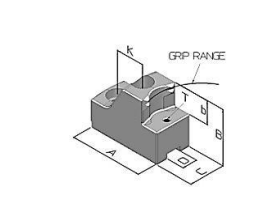
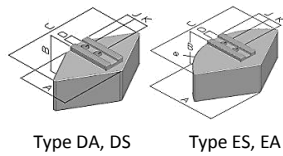
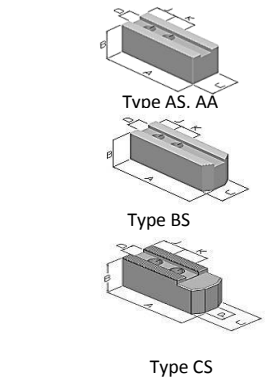
Adjustagrip Hard Bar Jaws					
	B	C	Grip Range		
	49	40	24-49mm	590M17	KK20

Hard Reversible Top Jaws						
	A	B	C	S1	S2	
A	86	50	35	11	11	590M17 GT08

T-Nuts						
	D	H	h	K	Bolt	
	14	20.5	8.5	25	M12	817M40 GP09

Height Pins for Adjustagrips			
	H	WAF	Thread
	5	10	M6
	10	10	M6
	15	10	M6
	20	10	M6

Quick Change Jaws						
	A	B	C	K		
Master	67.5	27.5	31.8	20	590M17	QK08
Standard	90	40	35		080M15	QS08
Tall	90	60	35		080M15	QT08
Pointed	105	40	35		080M15	QL08



Thame Workholding also design and manufacture jaws to suit your specific workpieces.